

# Opioid Availability in the World

*Assuring Availability of Opioid Analgesics for Palliative Care*  
*Geneva, Switzerland*  
*1-3 September 2004*

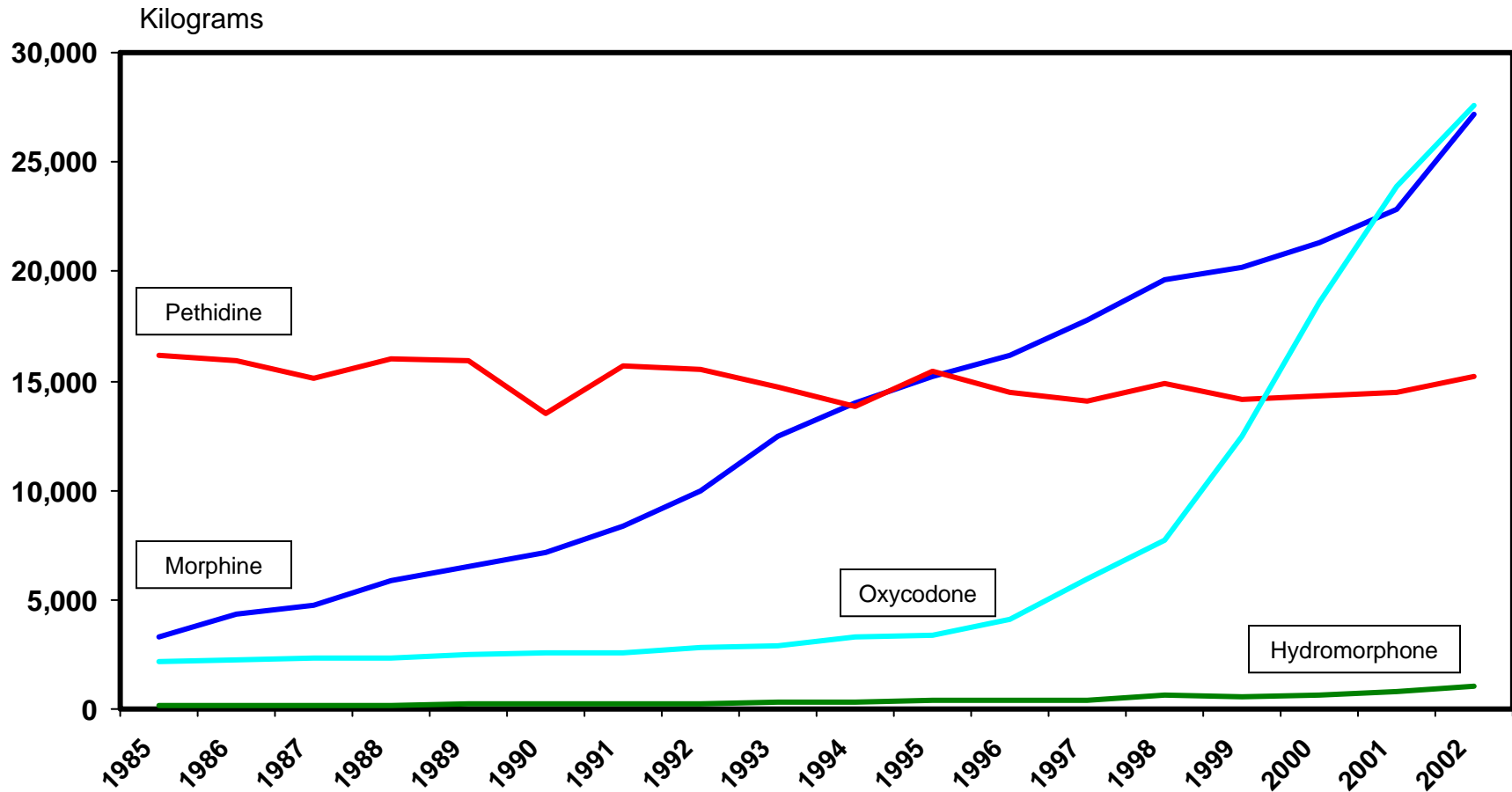
Pain & Policy Studies Group  
University of Wisconsin Comprehensive Cancer Center  
World Health Organization Collaborating Center for  
Policy and Communications in Cancer Care  
[www.medsch.wisc.edu/painpolicy](http://www.medsch.wisc.edu/painpolicy)



## **Table of Contents**

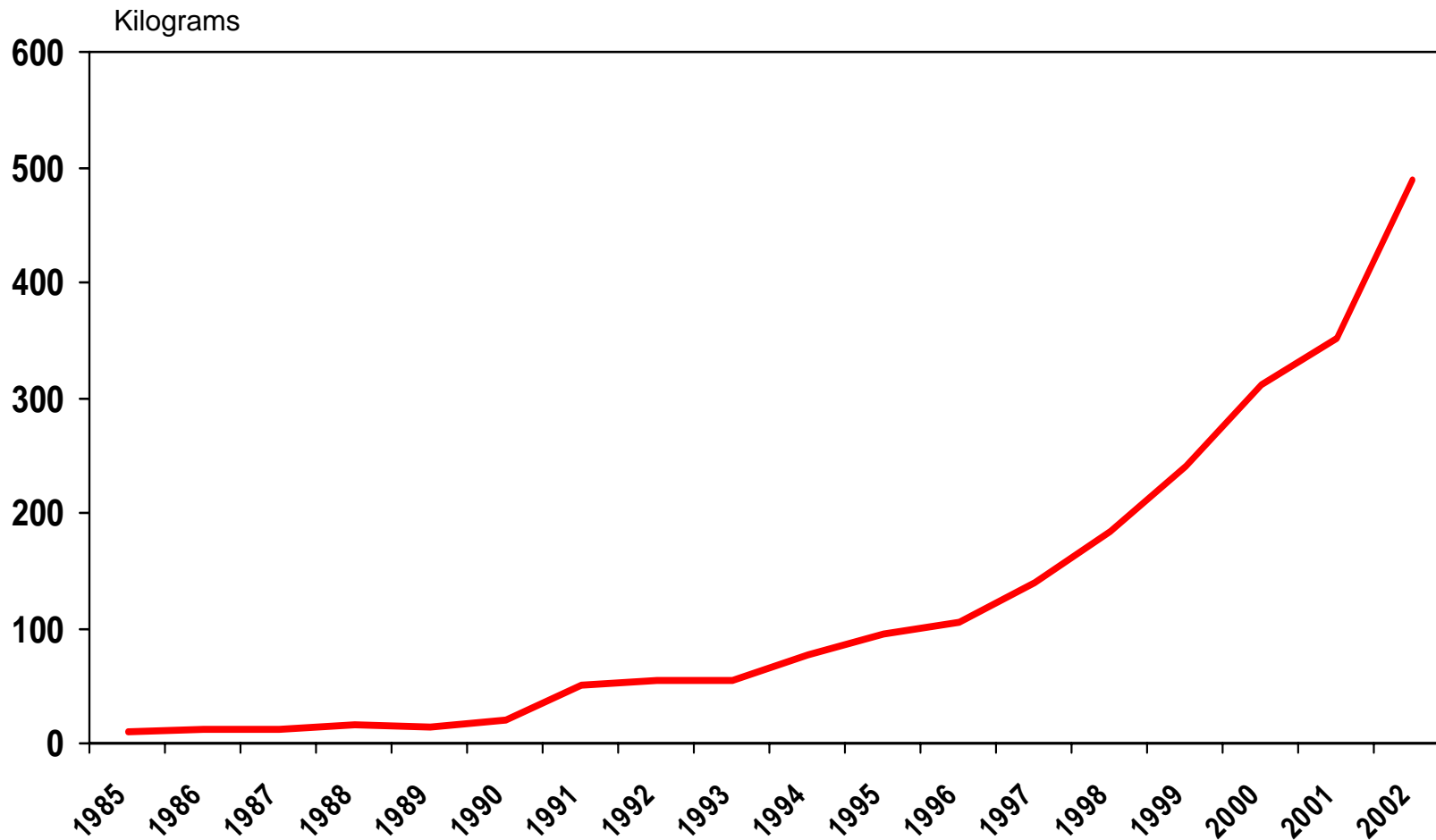
I.	Global consumption of selected opioid analgesics, 1985 – 2002 .....	1
II.	Global consumption of Fentanyl .....	2
III.	Global consumption of Morphine in Kilograms, 2002 .....	3
IV.	Per capita global consumption of morphine by country, 2001 (graph) .....	4
V.	Per capita global consumption of morphine by country, 2001 (table) .....	5
VI.	Status of adherence and requirements.....	6

# Global Consumption of Selected Opioid Analgesics 1985-2002




Source: International Narcotics Control Board

# Global Consumption of Fentanyl 1985-2002



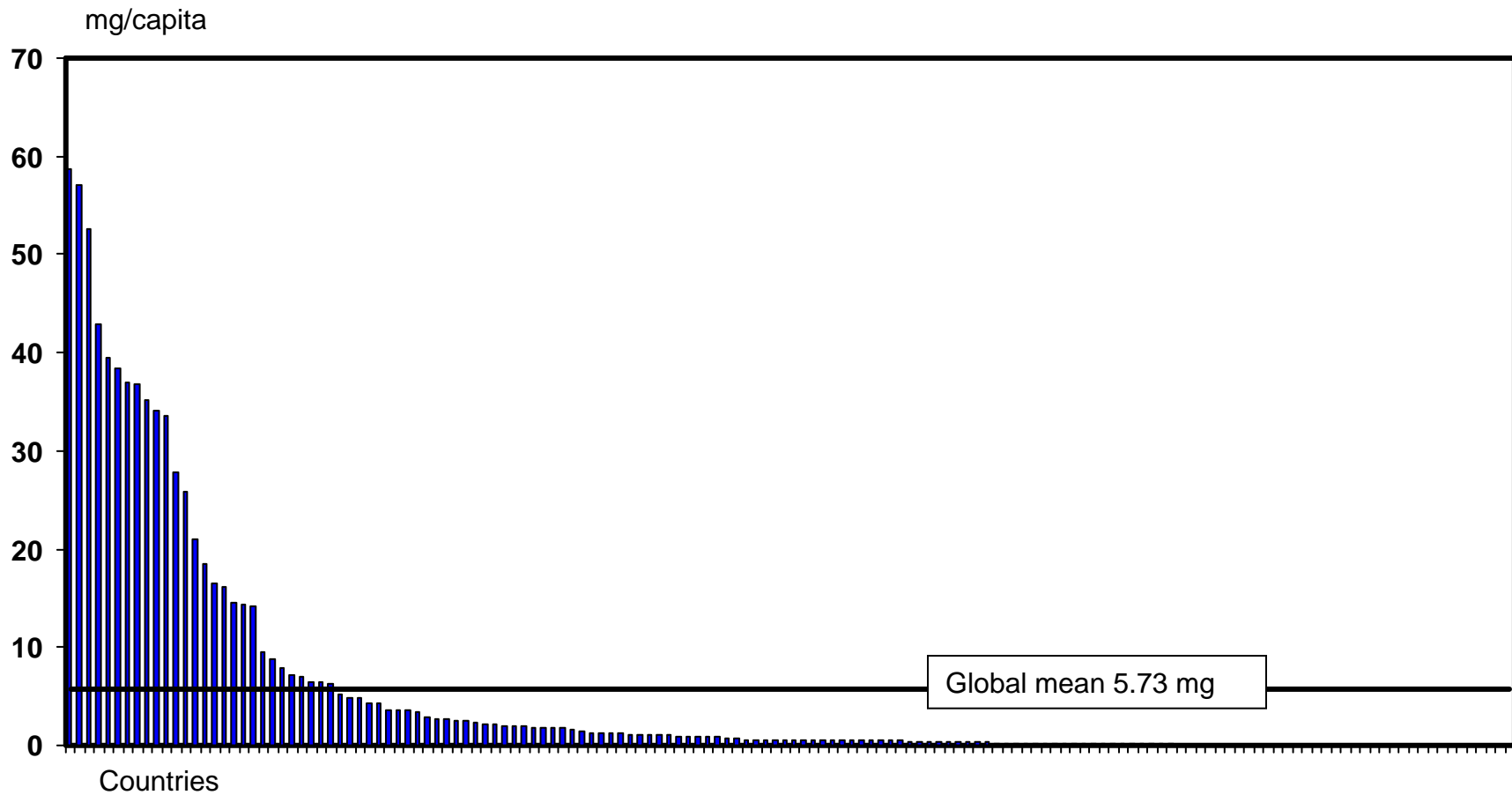
Source: International Narcotics Control Board

# Global Consumption of Morphine 2002



Source: International Narcotics Control Board

# Per Capita Global Consumption of Morphine 2001 (graph)



Source: International Narcotics Control Board

**Per Capita Global Consumption of Morphine  
2001 (table)**

COUNTRY	MG/CAPITA	COUNTRY	MG/CAPITA	COUNTRY	MG/CAPITA
Denmark	65.3605	Andorra	1.7463	Wallis and Futuna Islands	0.2143
Austria	58.6726	Botswana	1.7247	Solomon Islands	0.2103
Canada	57.0183	Georgia	1.7068	Vanuatu	0.2081
Australia	52.6046	Argentina	1.5534	Turkey	0.1899
New Zealand	42.9839	Croatia	1.4733	Peru	0.1888
Iceland	39.4000	Ukraine	1.2979	Iran (Islamic Republic of)	0.1697
Falkland Islands*	38.5000	Tunisia	1.2450	China	0.1656
Form.Yug. Rep.of Macedonia	37.0049	Cuba	1.2424	Antigua and Barbuda	0.1385
France	36.7189	Netherlands Antilles	1.2279	Zimbabwe	0.1382
United States of America	35.1320	Bahamas	1.1188	Azerbaijan	0.1356
Portugal	34.1699	United Arab Emirates	1.0668	Venezuela	0.1245
Norway	33.5747	Kazakhstan	1.0498	Qatar	0.1187
Sweden	27.8536	Lebanon	1.0438	Swaziland	0.0973
Switzerland	25.8049	Singapore	1.0027	Kyrgyzstan	0.0971
Luxembourg	20.9502	Colombia	0.9219	Uganda	0.0961
United Kingdom	18.4793	Seychelles	0.9136	Uzbekistan	0.0947
Gibraltar*	16.5357	Malaysia	0.8773	Nicaragua	0.0861
Ireland	16.1604	Macao	0.8710	United Republic of Tanzania	0.0854
Belgium	14.5892	Serbia and Montenegro	0.8508	Papua New Guinea	0.0805
Netherlands	14.3376	Russian Federation	0.7919	India	0.0769
Germany	14.1792	Bahrain	0.6458	Syrian Arab Republic	0.0731
Israel	9.4432	St Vincent & the Grenadines	0.6147	Bangladesh	0.0728
Spain	8.7882	Cook Islands	0.6111	Morocco	0.0725
Slovenia	7.9367	Republic of Palau	0.6000	Grenada	0.0693
Poland	7.2420	Armenia	0.5936	Algeria	0.0509
Japan	7.0464	Mauritius	0.5725	Saint Kitts and Nevis	0.0500
Czech Republic	6.5008	Jordan	0.5485	Viet Nam	0.0469
Cayman Islands	6.4390	Greece	0.5468	Zambia	0.0326
New Caledonia	6.3224	Oman	0.5432	Bolivia	0.0286
Finland	5.1885	Turks and Caicos Is.	0.5294	Bhutan	0.0272
Italy	4.8227	Panama	0.5174	Ghana	0.0266
Estonia	4.7671	Belarus	0.5089	Guyana	0.0259
Hungary	4.3145	Dominican Republic	0.4851	Maldives	0.0217
Barbados	4.2772	Albania	0.4802	Libyan Arab Jamahiriya	0.0170
South Africa	3.6619	Sri Lanka	0.4683	Iraq	0.0137
Bulgaria	3.6286	Cambodia	0.4608	Senegal	0.0125
Slovakia	3.5301	Sierra Leone	0.4540	Nepal	0.0121
Hong Kong SAR	3.4172	DPR of Korea	0.4491	Mozambique	0.0116
Malta	2.8937	Brunei Darussalam	0.4099	Sudan	0.0090
Lithuania	2.7202	Fiji	0.3919	Rwanda	0.0088
Costa Rica	2.6447	Paraguay	0.3874	Benin	0.0075
Namibia	2.5124	Kiribati	0.3855	Cape Verde	0.0045
Uruguay	2.4392	Suriname	0.3670	Myanmar	0.0038
Cyprus	2.3333	Jamaica	0.3308	Eritrea	0.0030
Romania	2.1790	Kuwait	0.3275	Kenya	0.0029
Central African Republic	2.0716	Thailand	0.3205	Cameroon	0.0016
Chile	2.0630	Mongolia	0.2932	Côte d'Ivoire	0.0016
Republic of Korea	2.0153	Saudi Arabia	0.2427	Chad	0.0013
Brazil	1.9701	Philippines	0.2392	Madagascar	0.0009
Latvia	1.8450	Tonga	0.2277	Ethiopia	0.0002
				Dem. Rep. of the Congo	0.0001

## Status of Adherence and Requirements

WHO REGION	COUNTRY	SINGLE CONVENTION	STATISTICS FOR 2002	REQUIREMENTS FOR 2004
AFRO	Algeria	✓	✓	✓
	Angola		✓	✓
	Benin	✓	✓	✓
	Botswana	✓	✓	✓
	Burkina Faso	✓	✓	✓
	Burundi	✓	✓	✓
	Cape Verde	✓	✓	✓
	Dem. Rep. of the Congo	✓	✓	✓
	Eritrea	✓	✓	✓
	Ethiopia	✓	✓	✓
	Kenya	✓	✓	
	Mauritius	✓	✓	✓
	Mozambique	✓	✓	✓
	Namibia	✓	✓	✓
	Nigeria	✓	✓	✓
	Rwanda	✓	✓	✓
	Saint Helena*	✓	✓	✓
	Senegal	✓	✓	✓
	Seychelles	✓	✓	✓
	Sierra Leone	✓	✓	✓
Swaziland	✓	✓	✓	
Uganda	✓	✓	✓	
United Republic of Tanzania	✓	✓		
Zambia	✓	✓	✓	
Zimbabwe	✓	✓	✓	

WHO REGION	COUNTRY	SINGLE CONVENTION	STATISTICS FOR 2002	REQUIREMENTS FOR 2004
AMRO	Antigua and Barbuda	✓	✓	✓
	Argentina	✓	✓	✓
	Bahamas	✓	✓	✓
	Barbados	✓	✓	✓
	Bolivia	✓	✓	
	Brazil	✓	✓	✓
	Canada	✓	✓	✓
	Chile	✓	✓	✓
	Colombia	✓	✓	✓
	Costa Rica	✓	✓	✓
	Cuba	✓	✓	✓
	Dominican Republic	✓	✓	✓
	El Salvador	✓	✓	✓
	Falkland Islands*	✓	✓	✓
	Grenada	✓	✓	✓
	Jamaica	✓	✓	✓
	Montserrat*	✓	✓	✓
	Netherlands Antilles*	✓	✓	✓
	Nicaragua		✓	✓
	Paraguay	✓	✓	✓
	Peru	✓	✓	✓
	Saint Kitts and Nevis	✓	✓	✓
Saint Lucia	✓	✓	✓	
Saint Vincent and the Grenadines	✓	✓	✓	
Suriname	✓	✓	✓	
United States of America	✓	✓	✓	
Uruguay	✓	✓	✓	

WHO REGION	COUNTRY	SINGLE CONVENTION	STATISTICS FOR 2002	REQUIREMENTS FOR 2004
E M E O	Bahrain	✓	✓	✓
	Egypt	✓	✓	✓
	Jordan	✓	✓	
	Kuwait	✓	✓	✓
	Lebanon	✓	✓	✓
	Libyan Arab Jamahiriya	✓	✓	✓
	Morocco	✓	✓	✓
	Oman	✓	✓	✓
	Qatar	✓	✓	✓
	Saudi Arabia	✓	✓	✓
	Sudan	✓	✓	
	Syrian Arab Republic	✓	✓	✓
	Tunisia	✓	✓	✓
United Arab Emirates	✓	✓	✓	

WHO REGION	COUNTRY	SINGLE CONVENTION	STATISTICS FOR 2002	REQUIREMENTS FOR 2004
E U R O	Albania	✓	✓	✓
	Andorra		✓	✓
	Armenia	✓	✓	✓
	Austria	✓	✓	✓
	Belarus	✓	✓	✓
	Belgium	✓	✓	✓
	Bulgaria	✓	✓	✓
	Croatia	✓	✓	✓
	Cyprus	✓	✓	✓
	Czech Republic	✓	✓	✓
	Denmark	✓	✓	✓
	Estonia	✓	✓	✓
	Finland	✓	✓	✓
	France	✓	✓	✓
	Georgia	✓	✓	✓
	Germany	✓	✓	✓
	Gibraltar*	✓	✓	✓
	Greece	✓	✓	✓
	Hungary	✓	✓	✓
	Iceland	✓	✓	✓
	Ireland	✓	✓	✓
	Israel	✓	✓	✓
	Italy	✓	✓	✓
	Kazakhstan	✓	✓	✓
	Kyrgyzstan	✓	✓	✓
	Latvia	✓	✓	✓
	Lithuania	✓	✓	✓
	Luxembourg	✓	✓	✓
	Malta	✓	✓	✓
	Netherlands	✓	✓	✓
	Norway	✓	✓	✓
	Poland	✓	✓	✓
	Portugal	✓	✓	✓
	Republic of Moldova	✓	✓	✓
Romania	✓	✓	✓	
Russian Federation	✓	✓	✓	
Slovakia	✓	✓	✓	
Slovenia	✓	✓	✓	
Spain	✓	✓	✓	
Sweden	✓	✓	✓	
Switzerland	✓	✓	✓	
The form.Yug. Rep.of Macedonia	✓	✓	✓	
Turkey	✓	✓	✓	
Ukraine	✓	✓	✓	
United Kingdom	✓	✓	✓	
Uzbekistan	✓	✓	✓	

WHO REGION	COUNTRY	SINGLE CONVENTION	STATISTICS FOR 2002	REQUIREMENTS FOR 2004
<b>W P O</b>	Indonesia	✓	✓	✓
	Maldives	✓	✓	
	Myanmar	✓	✓	✓
	Nepal	✓	✓	✓
	Sri Lanka	✓	✓	✓
	Thailand	✓	✓	✓

WHO REGION	COUNTRY	SINGLE CONVENTION	STATISTICS FOR 2002	REQUIREMENTS FOR 2004
<b>S E A R O</b>	Australia	✓	✓	✓
	Brunei Darussalam	✓	✓	✓
	Cambodia		✓	✓
	China	✓	✓	✓
	Christmas Island*	✓	✓	✓
	Cook Islands	✓	✓	✓
	Japan	✓	✓	✓
	Malaysia	✓	✓	✓
	New Caledonia*	✓	✓	✓
	New Zealand	✓	✓	✓
	Norfolk Island*	✓	✓	✓
	Papua New Guinea	✓	✓	
	Philippines	✓	✓	✓
	Republic of Korea	✓	✓	✓
	Singapore	✓	✓	✓
Tonga	✓	✓	✓	

\*Territorial application of the Convention